



# Botswana



## GROSS DOMESTIC PRODUCT

GDP \$ 14 504 339 385.94

\$ = \$ 10 Billion




## CONTRIBUTION TO GDP



- 2% Agriculture Value added to GDP (%)
- 37% Industry Value added to GDP (%)
- 61% Services Value added to GDP (%)

## WATER WITHDRAWAL PER SECTOR



- 39% Agriculture
- 19% Industry
- 42% Urban

## TOTAL AGRICULTURAL IMPORTS AND EXPORTS

\$ = \$ 250 000 000



Value (\$1000) of Agricultural products **\$ 501 356**
 Value (\$1000) of Agricultural products **\$ 92 642**

IMPORT EXPORT

## IMPORTS AND EXPORTS WITHIN SADC

\$ = \$ 250 000 000



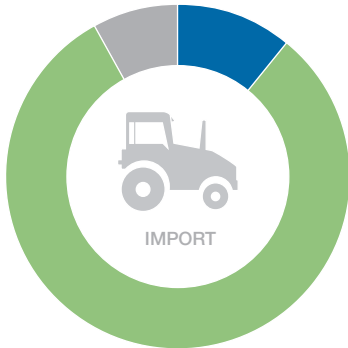
Value (\$1000) of Agricultural products **\$ 15 274**
 Value (\$1000) of Agricultural products **\$ 14 475**

IMPORT EXPORT



Botswana

### WATER FOOTPRINT OF AGRICULTURAL PRODUCTS - IMPORT



Blue Water 11%

Green Water 81%


Grey Water 8%

### WATER FOOTPRINT



623 m<sup>3</sup>  
per person per annum

= 125 m<sup>3</sup>



### WATER FOOTPRINT OF AGRICULTURAL PRODUCTS - EXPORT

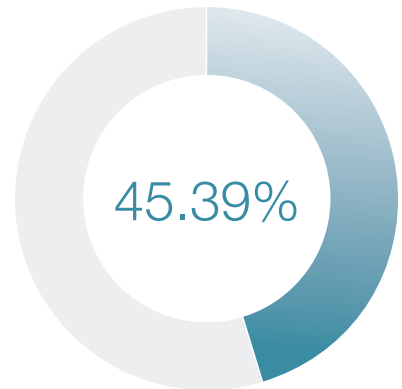


Blue Water 1%


Green Water 99%

Grey Water 0%

### WATER FOOTPRINT - IMPORTED



### RENEWABLE WATER



Total

2.42 km<sup>3</sup>

Per Person

1 208 m<sup>3</sup>

= 1 000 m<sup>3</sup>







SADC Ranking: Renewable Water per person

8<sup>th</sup>

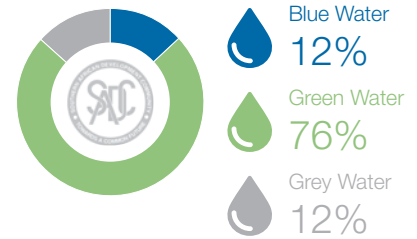
= Position



## MAJOR AGRICULTURAL EXPORTS

Cereals	Sunflower Seeds	Vegetable Extract	Wine
Tonnage			
8 580	11 042	135	393
Earning (million \$)			
\$ 28	\$ 6.7	\$ 3.4	\$ 1 716
Virtual Water Content (%)			
 Blue Water 0% Green Water 100% Grey Water 0%	 Blue Water 0% Green Water 100% Grey Water 0%	 Blue Water 7% Green Water 58% Grey Water 35%	 Blue Water 16% Green Water 70% Grey Water 24%

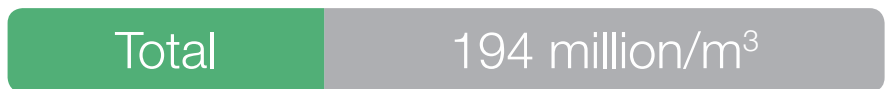

## SADC WATER FOOTPRINT OF IMPORTS



## DAM STORAGE/CAPACITY




## WATER WITHDRAWALS



# Climate Resilient Infrastructure Development Facility (CRIDF)


## GINI INDEX

Gini 60.96



## CALORIE CONSUMPTION

2 230 caloric intake per person per day



## HUMAN DEVELOPMENT INDEX (HDI)

HDI 0.63



## HAPPY PLANET INDEX


22.59



## ENERGY USE


1 115 kg oil equivalent per capita

= 100 kg



## CO<sub>2</sub> EMISSIONS

2.66 metric tons per capita



## CLIMATE VULNERABILITY INDEX

0.42



= 0.01

