



Congo, DRC



GROSS DOMESTIC PRODUCT

GDP \$ 17 203 980 742.57

\$ = \$ 10 Billion

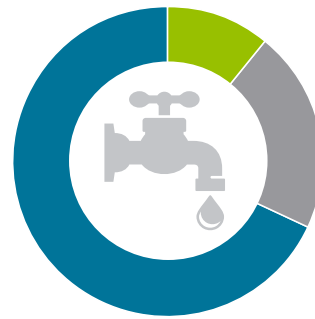


CONTRIBUTION TO GDP



- No data Agriculture Value added to GDP (%)
- No data Industry Value added to GDP (%)
- No data Services Value added to GDP (%)

WATER WITHDRAWAL PER SECTOR



- 11% Agriculture
- 21% Industry
- 68% Urban

TOTAL AGRICULTURAL IMPORTS AND EXPORTS

\$ = \$ 250 000 000



Value (\$1000) of Agricultural products \$ 453 091
 \$ 37 598
 Value (\$1000) of Agricultural products

IMPORT EXPORT

IMPORTS AND EXPORTS WITHIN SADC

\$ = \$ 250 000 000



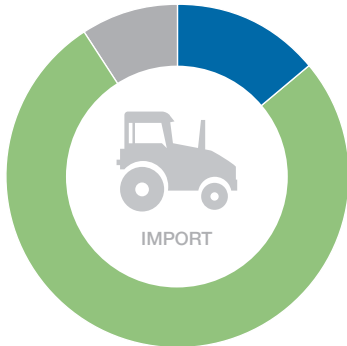
Value (\$1000) of Agricultural products \$ 31 842
 \$ 0
 Value (\$1000) of Agricultural products

IMPORT EXPORT



Congo, DRC

WATER FOOTPRINT OF AGRICULTURAL PRODUCTS - IMPORT



Blue Water 14%

Green Water 77%

Grey Water 9%

WATER FOOTPRINT



734 m³
per person per annum

= 125 m³



WATER FOOTPRINT OF AGRICULTURAL PRODUCTS - EXPORT

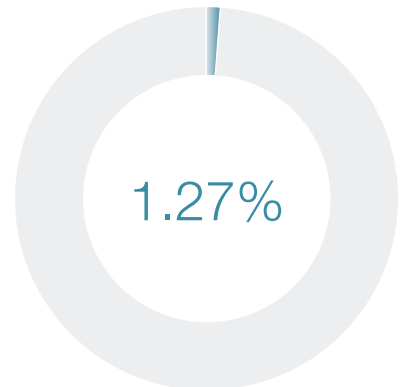


Blue Water 0%


Green Water 100%

Grey Water 0%

WATER FOOTPRINT - IMPORTED



RENEWABLE WATER



Total

No data

Per Person

No data

= 1 000 m³



SADC Ranking: Renewable Water per person

No data

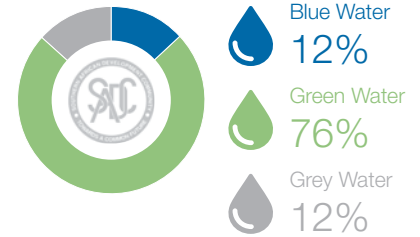
= Position



MAJOR AGRICULTURAL EXPORTS

Coffee	Palm Oil	Tobacco	Cocoa
Tonnage			
4 306	106 608	842	2 331
Earning (million \$)			
\$ 15.7	\$ 7.1	\$ 2.6	\$ 4.2
Virtual Water Content (%)			
Blue Water 0%	Blue Water 0%	Blue Water 0%	Blue Water 0%
Green Water 100%	Green Water 100%	Green Water 100%	Green Water 100%
Grey Water 0%	Grey Water 0%	Grey Water 0%	Grey Water 0%


SADC WATER FOOTPRINT OF IMPORTS



DAM STORAGE/CAPACITY



WATER WITHDRAWALS



SADC Ranking: Water Withdrawal per person 12th



GINI INDEX

Gini No data



CALORIE CONSUMPTION

No data caloric intake per person per day



HAPPY PLANET INDEX

30.55




HUMAN DEVELOPMENT INDEX (HDI)

HDI 0.3



CO₂ EMISSIONS

0.05 metric tons per capita



ENERGY USE

383.17 kg oil equivalent per capita



CLIMATE VULNERABILITY INDEX

0.57

