



# Malawi



## GROSS DOMESTIC PRODUCT

GDP \$ 4 263 794 983.90

\$ = \$ 10 Billion

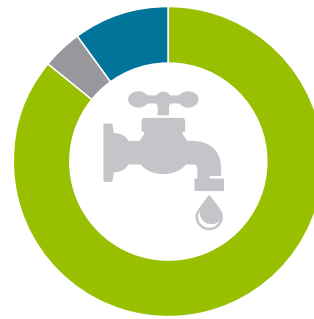


## CONTRIBUTION TO GDP



- 30% Agriculture Value added to GDP (%)
- 19% Industry Value added to GDP (%)
- 51% Services Value added to GDP (%)

## WATER WITHDRAWAL PER SECTOR



- 86% Agriculture
- 4% Industry
- 10% Urban

## TOTAL AGRICULTURAL IMPORTS AND EXPORTS

\$ = \$ 250 000 000



Value (\$1000) of Agricultural products \$ 149 644 \$ 915 255 Value (\$1000) of Agricultural products

IMPORT EXPORT

## IMPORTS AND EXPORTS WITHIN SADC

\$ = \$ 250 000 000




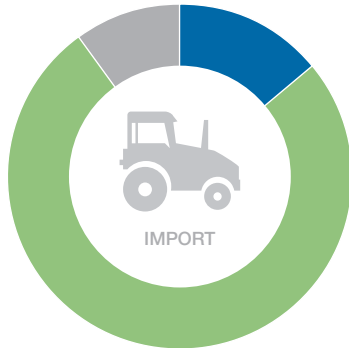
Value (\$1000) of Agricultural products \$ 63 171 \$ 137 363 Value (\$1000) of Agricultural products

IMPORT EXPORT




Malawi


### WATER FOOTPRINT OF AGRICULTURAL PRODUCTS - IMPORT



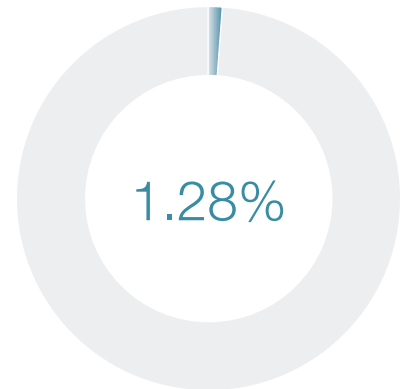
### WATER FOOTPRINT




### WATER FOOTPRINT OF AGRICULTURAL PRODUCTS - EXPORT



### WATER FOOTPRINT - IMPORTED



### RENEWABLE WATER



Per Person

1 044 m<sup>3</sup>







SADC Ranking: Renewable Water per person

10<sup>th</sup>

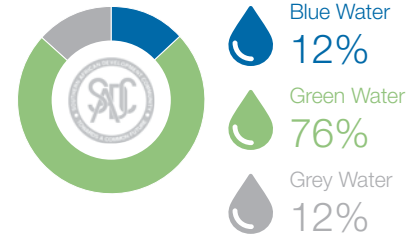
10 = Position



## MAJOR AGRICULTURAL EXPORTS

Tea	Ground Nuts	Sugar	Tobacco
Tonnage			
42 494	42 134	94 068	222 106
Earning (million \$)			
\$ 73.6	\$ 38.9	\$ 43.3	\$ 662
Virtual Water Content (%)			
 <p>Blue Water 46%</p> <p>Green Water 54%</p> <p>Grey Water 0%</p>	 <p>Blue Water 0%</p> <p>Green Water 96%</p> <p>Grey Water 4%</p>	 <p>Blue Water 50%</p> <p>Green Water 45%</p> <p>Grey Water 5%</p>	 <p>Blue Water 0%</p> <p>Green Water 88%</p> <p>Grey Water 12%</p>


## SADC WATER FOOTPRINT OF IMPORTS



## DAM STORAGE/CAPACITY



## WATER WITHDRAWALS



SADC Ranking: Water Withdrawal per person 8<sup>th</sup>



# Climate Resilient Infrastructure Development Facility (CRIDF)


## GINI INDEX

Gini 44.41



## CALORIE CONSUMPTION

2 150 caloric intake per person per day



## HAPPY PLANET INDEX

42.46




## HUMAN DEVELOPMENT INDEX (HDI)

HDI 0.42



## CO<sub>2</sub> EMISSIONS

0.08 metric tons per capita



## ENERGY USE

No data  
oil equivalent per capita

 = 100 kg



## CLIMATE VULNERABILITY INDEX

0.49



 = 0.01

